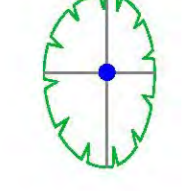
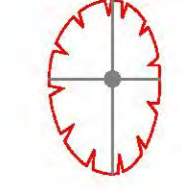
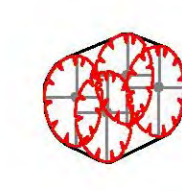
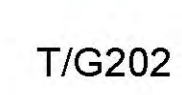




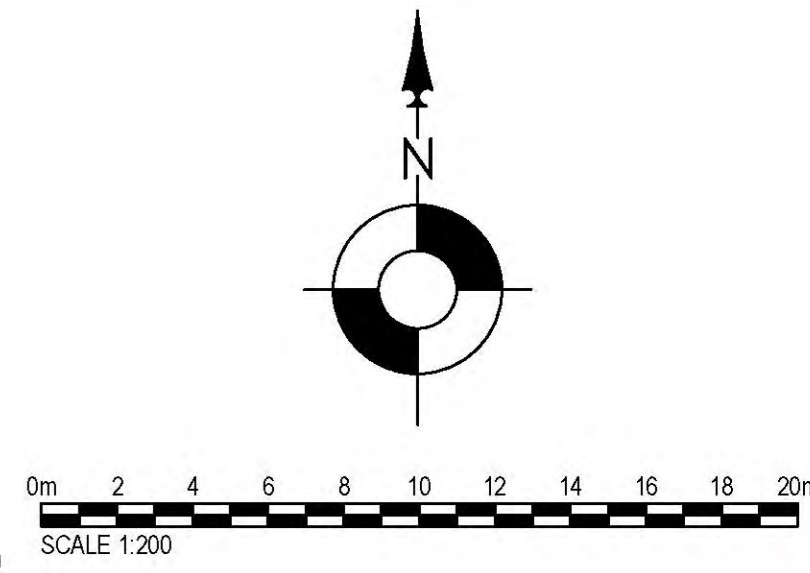


© 2019 RPS Group
 Notes
 1. This drawing has been prepared in accordance with the scope of RPS's appointment with its client and is subject to the terms and conditions of that appointment. RPS accepts no liability for any use of this document other than by its client and only for the purposes for which it was prepared and provided.
 2. If received electronically it is the recipient's responsibility to print to correct scale. Only written dimensions should be used.
 3. This drawing should be read in conjunction with all other relevant drawings and specifications.

Legend

-  Tree Position of Retained Tree
-  Tree Position of Tree to be Removed
-  Tree Group Area to be Removed
-  Tree / Group Number
-  Root Protection Area - Based on Simple Radius from Tree
-  Young Trees and Shrubs Area
-  Young Tree and Shrubs Number
-  Site Boundary



Rev	Description	By	CHK	Date
01	As issued prepared by client. No changes to project.	TF	BW	30/04/19

rps RPS GROUP
 RICHMOND
 COMPLEX
 EASY
 Valley House, Capital Drive, Lifford Wood, Milton Keynes MK14 6GP
 T: +44 (0)1908 669 600 E: rps@rpsgroup.com

Client: LIDL UK GMBH
 Project: NEW GARRISON ROAD, SOUTHEND-ON-SEA, SS3 9FE
 Title: TREE RETENTION / REMOVAL PLAN

Status: FCR INFO
 Drawn By: TF
 PM/Checked by: BW
 Project Number: JKK10373
 Scale: 1:200 @A0
 Date Created: 07/03/19
 RPS Drawing/figure Number: JKK10373_TRRP-600
 Rev: 01

rpsgroup.com